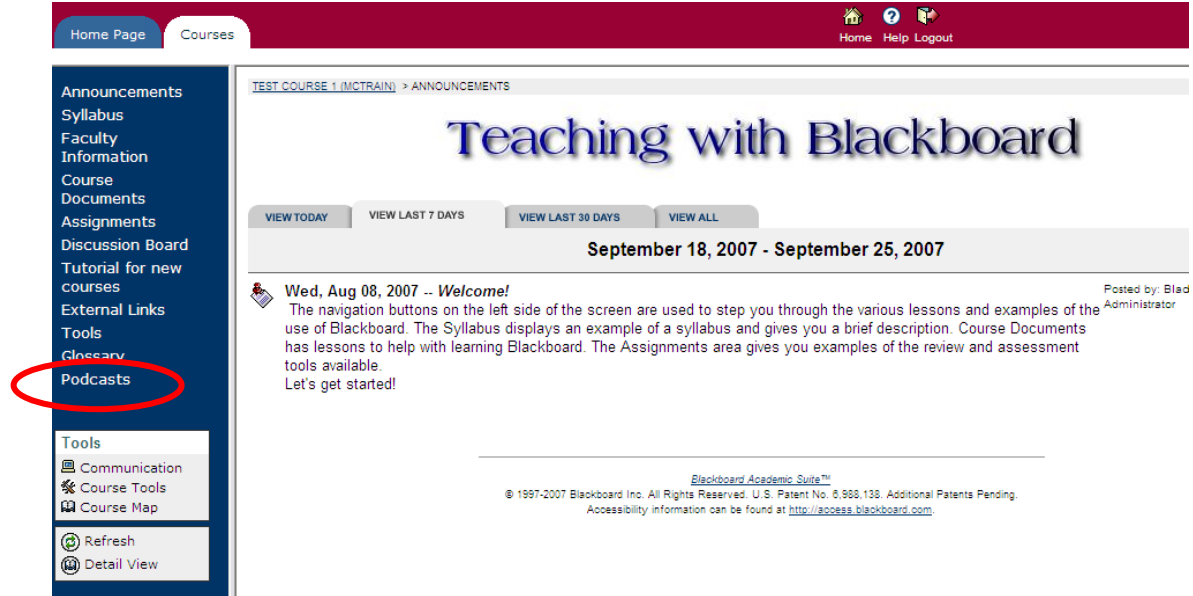


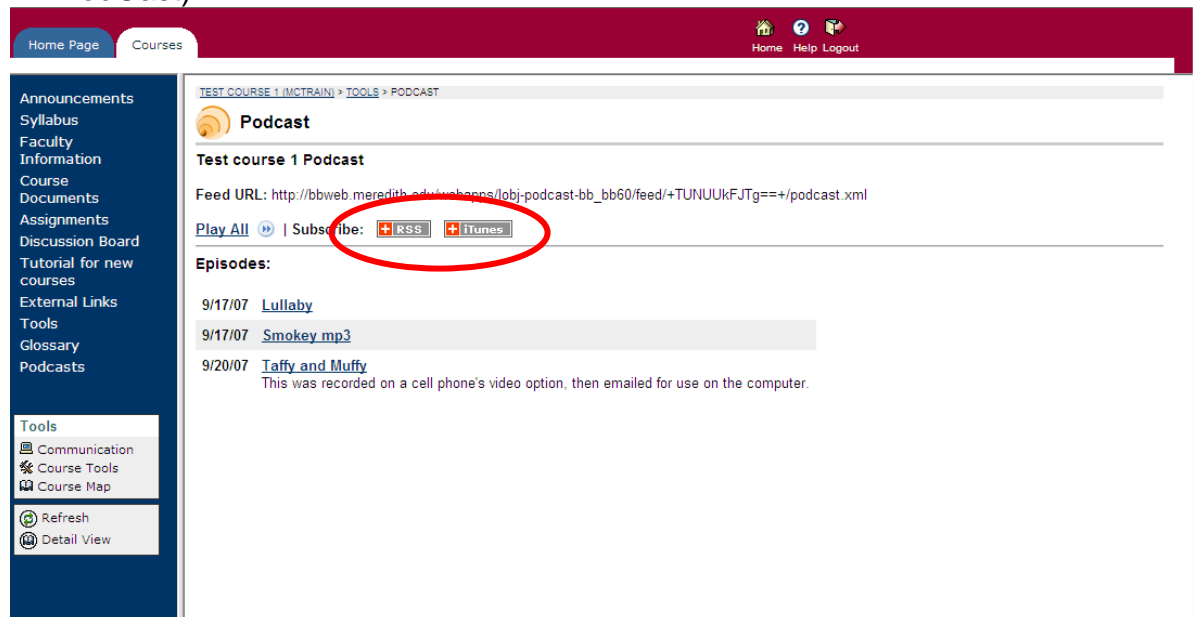
Podcast for Students using Blackboard

1. Go to the course that your professor has told you a podcast is and open up iTunes
2. On the left hand side of the course Click on Podcasts



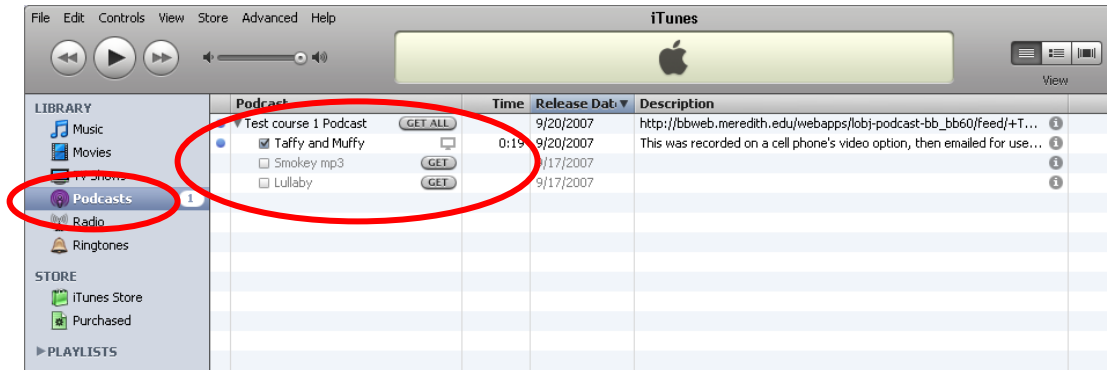
The screenshot shows the Blackboard interface for a course titled "TEST COURSE 1 (MCTRAIN)". The left sidebar contains a list of navigation options: Announcements, Syllabus, Faculty, Information, Course, Documents, Assignments, Discussion Board, Tutorial for new courses, External Links, Tools, Glossary, and Podcasts. The "Podcasts" link is circled in red. The main content area displays the title "Teaching with Blackboard" and a date range "September 18, 2007 - September 25, 2007". A post from "Wed, Aug 08, 2007" is visible, along with a footer containing copyright information for Blackboard Academic Suite.

3. A new window will appear and you will click on iTunes or drag and drop the RSS icon into iTunes (iTunes have to be open and drop it into PodCast)

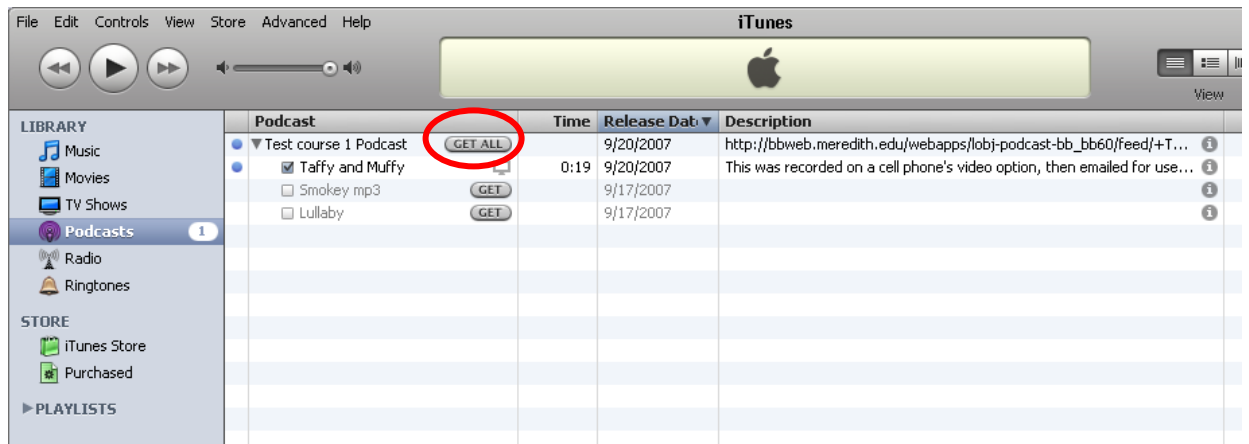


The screenshot shows the Blackboard interface for the "Podcast" page. The left sidebar is the same as in the previous screenshot, but the "Podcasts" link is no longer highlighted. The main content area displays the title "Podcast" and "Test course 1 Podcast". The "Feed URL" is provided as http://bbweb.meredith.edu/shannon/lobj-podcast-bb_bb60/feed/+TUNUUKFJTg==+/podcast.xml. Below the URL, there are "Play All" and "Subscribe" buttons. The "Subscribe" button has two icons: "RSS" and "iTunes", both of which are circled in red. The "Episodes" section lists three episodes: "9/17/07 Lullaby", "9/17/07 Smokey mp3", and "9/20/07 Taffy and Muffy".

4. When you click on iTunes, it will be downloaded into your iTunes. You will see all the files that were on the previous screen appear under the triangle tab



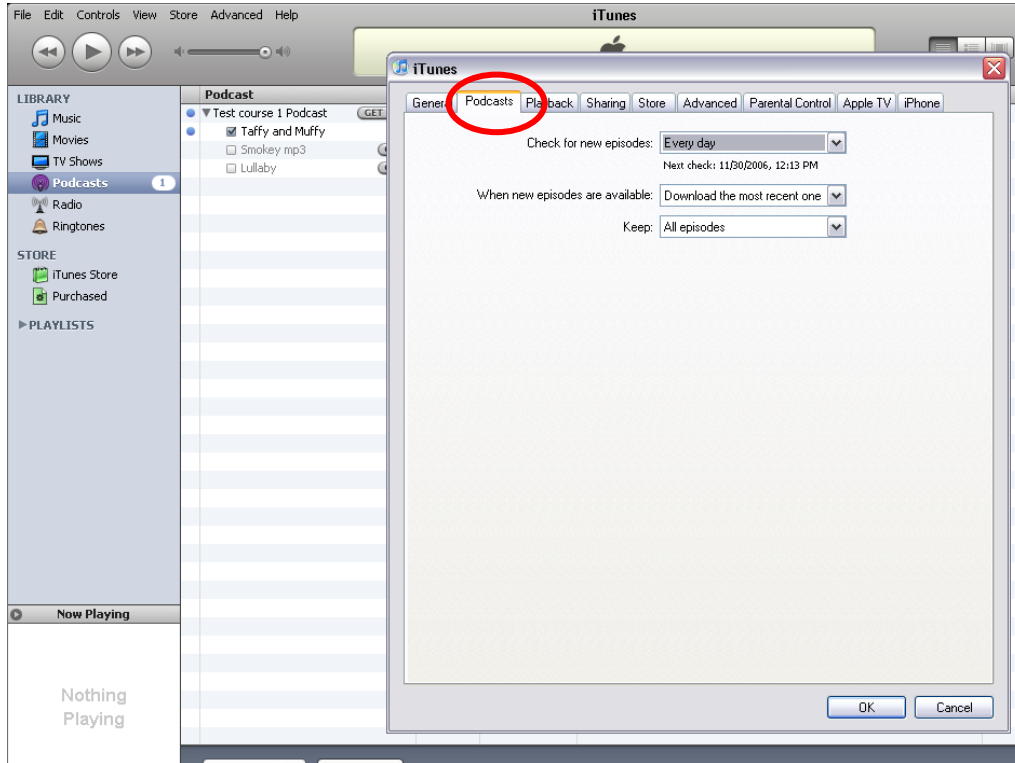
5. Click on **Get All** to download the rest of the files or click on **GET** individual files



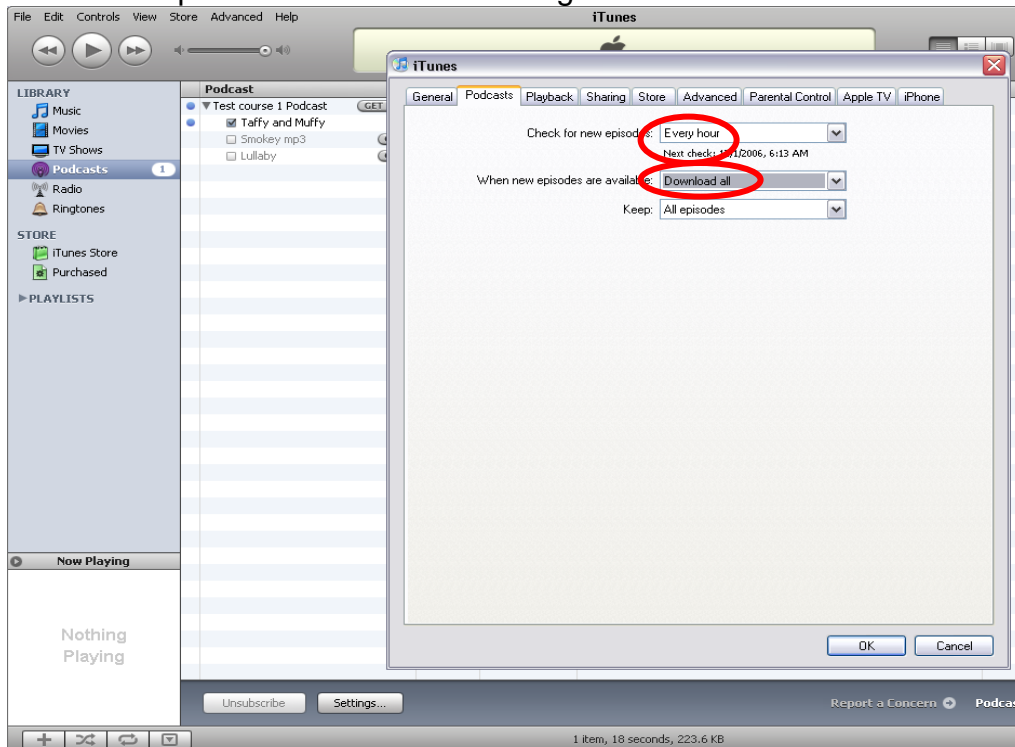
6. Go to **Edit** and then to **Preferences**



7. Then click on **Podcast** to change how often iTunes should check for new materials



8. Suggestion to change for check for new episodes to **Every Hour** and for when new episodes are available change to **Download All**



9. Then click **OK**